

# Introduction

Congratulations on your purchase of the NT2. With its unique concept, the NT2 offers users the unique proposition of an acoustic coil earphone of the NT Sniper with the practical benefits of the original NT. This potent combination sets the NT2 apart from any other throat mic, providing the best combination of performance, comfort, style, and practicality.

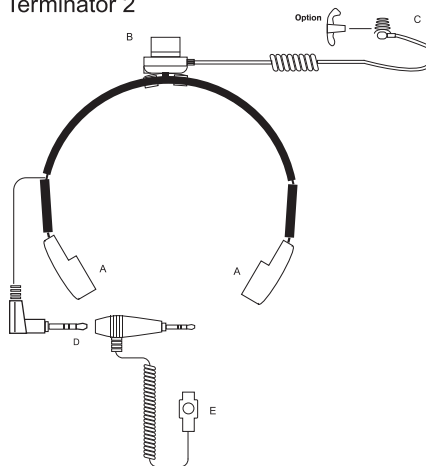
Product registration is an important step toward enjoying your new Noise Terminator. Registering is required for warranty coverage. To register online, please visit

[www.iasus-concepts.com/registration.html](http://www.iasus-concepts.com/registration.html)

Please retain your original dated sales document receipt for your records. For warranty service of your, you will need to provide a copy of your dated sales receipt to confirm warranty status.

## Getting Started

Diagram of Noise Terminator 2



- A Transponder. Picks up the sound vibrations from your throat.
- B Earphone speaker for acoustic coil earphone.
- C Earplug earphone. Users can choose to upgrade to an ear contour earpiece (please see accessories section for more information).

- D Two way radio plug.
- E Remote PTT

## Using your Noise Terminator

The Noise Terminator is a headset that does not require any installation or special attachments. The default transmission mode for the NT2 is VOX. Simply plug the headset into your cellular phone or two way radio and position the transponders flush on your neck. (Due to the variance in human anatomy, the position of the transponders may require adjustment for maximum performance.) Place the earphone in your ear and the Noise Terminator is operational. With your radio set to VOX mode, simply start talking to start the transmission.

## Using Remote PTT

This NT2 comes with a detachable in-glove finger PTT. For times when you want more control of your transmission, you can use the detachable in-glove finger PTT. Just insert the pin of the NT2 into the jack of the detachable in-glove finger PTT. Insert the pin of the detachable in-glove finger PTT into the radio, run the PTT wires down your arm into your glove. You can secure the PTT onto your index finger with the sleeve provided. When you want

to transmit, simply press the PTT button. Note that the VOX function is disabled as soon as the detachable in-glove finger PTT is attached.

## Use and Care

For optimal voice quality when using the Noise Terminator, we suggest placing the transponders about 0.5 - 1 inch on either side of your larynx/voice box. However, the optimal position on the neck to place the Noise Terminator's transponder will vary between individual users. Therefore, each user is encouraged to find his or her optimal position.

While the Noise Terminator is highly water resistant, it is not waterproof. Do not immerse it in water. Diagram of throat mic on neck.

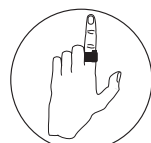
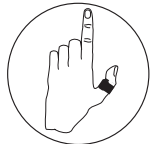


Diagram of finger PTT



## Caution

- The transponders are highly sensitive. Do not press against the inside face of the transponder.
- Do not operate your two way radio at high audio volumes when using the Noise Terminator. Hearing experts advise against the continuous high volume operation. If you experience ringing in your ears, discontinue using the Noise Terminator.

## Troubleshooting

- | Problem                | Solution   |
|------------------------|--|
| <i>Cannot transmit</i> | <ul style="list-style-type: none"> <li>• Check that the cellular phone or two way radio is turned on and has power</li> <li>• Phone plug or two way radio plug may not be fully inserted into the radio</li> <li>• PTT button (for two way radios) may not be fully depressed</li> <li>• Transponders may not be flushed against your neck</li> <li>• Shared radio channel may be in use.</li> </ul> |
| <i>Cannot Receive</i>  | <ul style="list-style-type: none"> <li>• Check that your cellular phone or two way radio is turned on and has power</li> <li>• Two way radios may not be on the same frequencies</li> </ul>  |

- |                             |   |
|-----------------------------|---|
| <i>Transmission is weak</i> | <ul style="list-style-type: none"> <li>• Batteries on your cellular phone or radio may be weak</li> <li>• Transponders may not be flushed against your neck.</li> </ul>   |
| <i>Reception is weak</i>    | <ul style="list-style-type: none"> <li>• Batteries on your cellular phone or radio may be weak</li> <li>• Volume dial on the headset PTT or on your cellular phone or radio may be set too low.</li> <li>• Cellular phone or two way radio plug may not be loose</li> </ul> |
| <i>Plug will not fit</i>    | <ul style="list-style-type: none"> <li>• The particular model of the Noise Terminator may not be compatible with your cellular phone or radio. Please check with your IASUS</li> </ul>  |

Concepts dealer or with the IASUS Concepts website

*VOX does not work*

- The particular model of the Noise Terminator may not have been designed to work with VOX even if your radio has this function.

For more help on troubleshooting, please contact your IASUS Concepts dealer or with the IASUS Concepts website.

### **One Year Limited Warranty**

*What this warranty covers*

IASUS Concepts Limited warrants that the Noise Terminator sold by IASUS Concepts or its authorized agents are free from defects in materials and workmanship under normal use for one year. This warranty is only applicable to the original purchaser of the Noise Terminator, when accompanied by a dated sales document receipt and the name of the company from which it was purchased. This warranty is in lieu of and excludes all other warranties, expressed or implied, including any implied warranty of merchantability or fitness, and of any other obligation on the part of IASUS Concepts Limited.

*What this warranty does not cover*

- Damage from improper operation, misuse, neglect such as dropping the product onto hard surfaces, contact with extreme humidity or heat, or acts of nature (lightning, floods, power surges etc)
- Products that may have been tested, adjusted, installed, maintained, repaired or altered in any way by persons not expressly approved by IASUS Concepts Limited. Any of these voids the warranty
- Coil cords that are stretched
- Products purchased more than 12 months from the current date.
- Products that are not accompanied by a valid proof of purchase.

*To Register for your warranty*

Please visit [www.iasus-concepts.com/registration.html](http://www.iasus-concepts.com/registration.html) to register your product for warranty.

*Legal Information*

There is no informal dispute settlement mechanism available. This warranty gives you specific legal rights, and you may also have other rights, which vary geographically. Some areas do not allow limitations on how long an implied warranty lasts and/or do not allow the exclusions or limitations or consequential damages,

*What IASUS Concepts will do to correct warranty problems*  
At our discretion, we will repair or replace the product. We may use functionally equivalent reconditioned/refurbished/pre-owned or new products or parts.

*To get warranty service*

Please contact our customer service department via our website. Once you have done so, you will receive instructions on how to ship the products to IASUS Concepts or our designated resource. If instructed to ship the product, you must ship them with freight, duties, and insurance prepaid. Regardless of where you are instructed to ship your product, you must include:

- A copy of your dated sales document receipt
- A written description of the problem
- Your name, address, and contact details
- Payment for any services or repairs not covered by the warranty. This should have been predetermined with your customer service representative.

### **RETAIN YOUR ORIGINAL PROOF OF PURCHASE**

For products we ask you to ship to us, we will ship repaired or replacement products at our expense for the freight and insurance, but at your expense for any duties.

so the above limitations or exclusions may not apply to you. IASUS Concepts shall not be liable for any special or consequential damages or for loss or expense directly or indirectly arising from use of the product or in inability to use the product in combination with other equipment or from any other cause. IASUS Concepts reserves the right to make changes in the design of the product and to make additions or improvements to it without incurring any obligation to modify any products previously sold.

[www.iasus-concepts.com/registration.html](http://www.iasus-concepts.com/registration.html)

Please visit the following link to register your product for warranty.

*To Register for your warranty*

